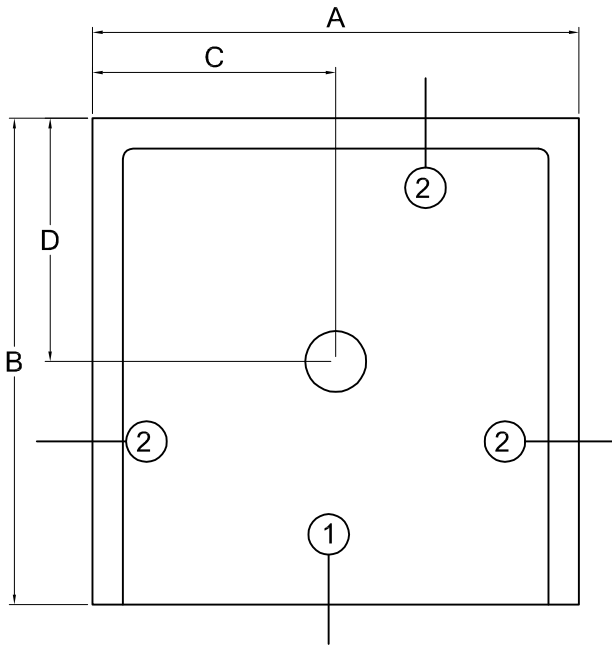


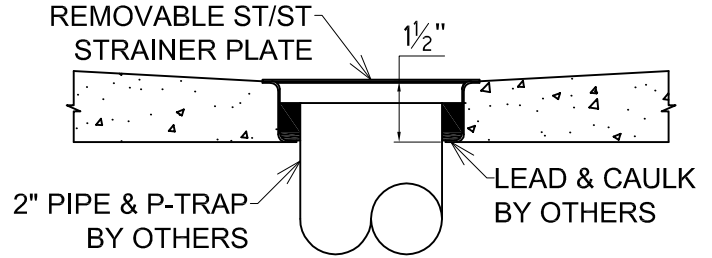
ADATN-WHEELCHAIR RECEPTOR



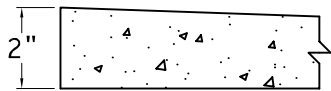
FRONT OF SHOWER

SPECIFICATIONS

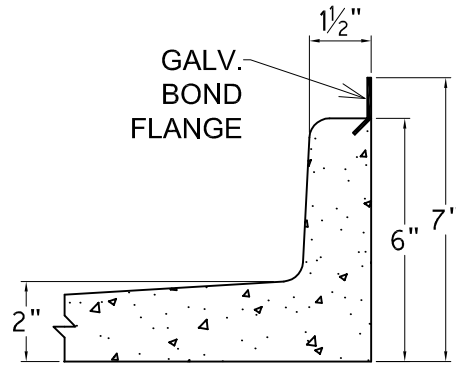
PRE-CAST TERRAZZO OF BLACK & WHITE MARBLE CHIPS IN WHITE CEMENT WITH A GALVANIZED BONDERIZED STEEL FLANGE AND A 2" STAINLESS STEEL DRAIN BODY CAST INTEGRAL WITH A REMOVABLE STRAINER PLATE MADE OF STAINLESS STEEL



SECTION THRU DRAIN



SECTION 1



SECTION 2

QTY	SIZE	A	B	C*	D*

* INDICATES DRAIN LOCATION. DIMENSIONS MUST BE SPECIFIC, ESPECIALLY WITH OFFSET DRAIN.

DRAIN SIZE (OTHER THAN 2"): _____

COLOR (OTHER THAN BLACK & WHITE) _____

NOTE: ESTABLISH 1/4" INCH CLEARANCE BETWEEN SHOWER FLOOR AND WALL. IT IS IMPORTANT THAT ENTIRE AREA BETWEEN RECEPTOR AND BUILDING FLOOR HAVE A LAYER OF MORTAR IN ORDER THAT SHOWER FLOORS BE LEVEL.

NOTE: CUSTOMER TO REVIEW, VERIFY, AND APPROVE DRAWING FOR PRODUCTION. ONCE DRAWING IS SIGNED FOR APPROVAL AND SUBMITTED WITH ORDER, THE ORDER SHALL BE **NON-CANCELABLE**.

IMPORTANT: DUE TO THE NATURE OF MATERIAL AND MANUFACTURING PROCESS THE ACTUAL DIMENSIONS MAY VARY ±1/4"



CUSTOMER SERVICE
833-549-2887
www.fiatproducts.com

DWG. APPROVED: _____	DATE: _____
CUST: _____	
JOB: _____	
ORDER #: _____	