

# INSTALLATION INSTRUCTIONS

## Molded Stone Mop Service Basin Model: MSBID2424



Thank you for selecting Fiat Products. To ensure this product is installed properly, please read these instructions carefully before you begin. (Certain installations may require professional help.) Also be sure your installation conforms to local codes.

**IMPORTANT:** Unpack your new mop service basin and inspect carefully for damage. Exercise care during installation. Rough handling or dropped tools may chip or crack material.

**OBSERVE LOCAL PLUMBING AND BUILDING CODES**

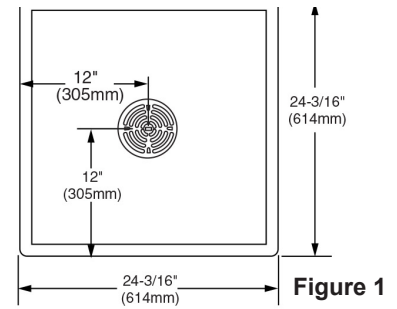
**NOTE:** Pictures may not exactly define contour of components

### INSTALLATION PLANNING

Study all job prints, specifications, and instructions. Check the level and quality of sub floor.

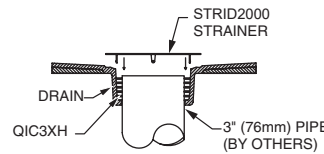
## 1 INSTALLATION INSTRUCTIONS

1. Refer to "Rough-In dimensions (See figure 1) and determine location of Mop Basin.
2. Level basin and shim as necessary.
3. Drain to be connected to 3" I.P.S. with QIC3XH gasket.
4. Lubricate QIC quick drain connector with liquid soap. Stretch over pipe with letters facing up and push down as far as possible.
5. Once the mop basin is in place, apply silicone sealant (not included) at all points where mop basin meets the wall (See figure 2).
6. Do not install strainer until room is ready for use to prevent loss or damage.

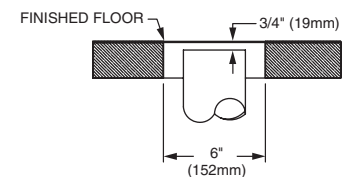


**Installation Note:** QIC32 Quick Drain Connector for 2" pipe or QIC3SN Quick Drain Connector for cast iron soil pipe **must** be ordered separately.

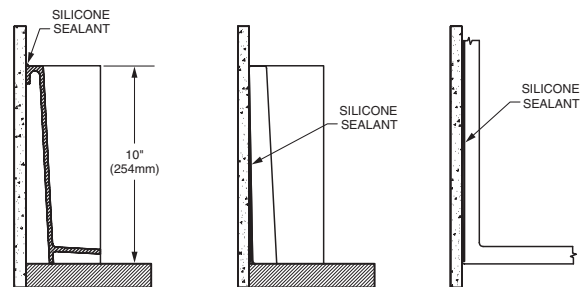
QTY	DESCRIPTION	PART NUMBER
1	Mop Basin	00245100100
1	QIC3XH Rubber Gasket	QIC3XH000
1	Flat Strainer, SS	STRID2000
1	Instruction Sheet	710071-100



**SECTION THRU  
DRAIN CONNECTION**



**SUGGESTED INSTALLATION  
THRU DRAIN PIPE**



**AGAINST CONCRETE  
BLOCK OR WALL  
BOARD (FINISHED  
OR UNFINISHED)**

**FRONT VIEW**

**TOP VIEW**

**Figure 2**

## MOP SERVICE BASIN CARE AND CLEANING

To maintain lasting quality of this molded stone mop basin, periodically clean with any liquid detergent.

Dulled areas and light scratches may be removed by rubbing with an automotive type body cleaning compound such as Duponnt No. 7 paste cleaner followed by a light application of liquid wax such as Johnson's "J" wax.

When necessary, plaster and other foreign materials can be scraped away with a sharpened soft wood stick. One of the powder type detergents such as Spic 'n Span may be used dry on a damp cloth to provide mild abrasive residual foreign material.

## FIAT PRODUCTS, LLC. LIMITED ONE YEAR WARRANTY FOR PERSONAL RESIDENTIAL AND COMMERCIAL USE OF FIAT® PRODUCTS

### WARRANTY COVERAGE

FIAT Products warrants products against defects in material and workmanship under both normal residential and commercial use for as long as it is owned by the original purchaser for a period of one (1) year from the date of first purchase.

This warranty is provided for the exclusive benefit of the initial consumer purchaser or owner. This warranty is non-transferable to subsequent purchasers or owners. The sole exception to the non-transferability of this warranty is that if this product is purchased by a plumber, contractor or other service provider, this warranty extends to the first residential or commercial property owner on whose behalf the product was purchased for installation. This warranty applies only to FIAT® Products installed in the United States of America or Canada.

If a defect arises and a valid claim is received, FIAT Products, at its option, will either (1) repair the product, (2) replace the product or any part therein with a FIAT product of equal or similar type and size, or (3) refund to the consumer the wholesale price of the product. If FIAT Products elects to refund the wholesale price to the consumer, FIAT Products shall have no further obligation to its wholesale customer, or any contractor with respect to such product. Goods proven to be defective will be replaced after proper inspection, but no claims for damages incurred or for work done thereon will be allowed. Replacements when supplied will be shipped at no cost to the consumer.

### EXCLUSIONS AND LIMITATIONS

1. This warranty only applies to products purchased through an authorized FIAT® Products dealer or re-seller.
2. This warranty does not apply to defects or damage caused by non-genuine FIAT parts, installation error, product abuse, product misuse, improper maintenance, improper care or cleaning, improper repair or installation, and/or movement or transfer of the product from its original installation location (whether performed by you, a plumber, a contractor or a service company). Because improper care and cleaning can cause significant damage to the product, it is strongly recommended that you follow the Care and Cleaning Instructions (as well as the other instructions).
3. FIAT Products is not responsible for labor charges and/or damage incurred during installation, repair, or replacement.
4. FIAT Products does not warrant that this product and/or its installation complies with local code requirements. FIAT Products recommends that you consult with a plumbing contractor about local code requirements.

TO THE EXTENT PERMITTED BY LAW, THIS WARRANTY IS EXCLUSIVE AND IN LIEU OF ALL OTHER WARRANTIES, WHETHER ORAL OR WRITTEN, STATUTORY, EXPRESS, OR IMPLIED. FIAT PRODUCTS HEREBY EXCLUDES SPECIAL, INCIDENTAL AND CONSEQUENTIAL DAMAGES FOR ANY BREACH OF ANY EXPRESS OR IMPLIED WARRANTY APPLICABLE TO THIS PRODUCT.

Some states do not allow the exclusion or limitation of incidental or consequential damages, so the above limitations and exclusions may not apply to you. This warranty gives you specific legal rights, and you may also have other rights which vary from state to state (or province, as applicable).

### OBTAINING WARRANTY SERVICE

If you feel you have a warranty claim, contact FIAT Products, either through an authorized FIAT Products dealer or re-seller, or by writing:

**In the United States and Canada:**

FIAT Products, LLC  
4515 E. 139th St.  
Grandview, MO 64030

Please be sure to provide all pertinent information regarding your claim, including a complete description of the problem, the product, model number, color, finish, purchase date, and from whom the product was purchased.

For other information, call (833) 549-9244 (in the United States and Canada) or visit [www.fiatproducts.com](http://www.fiatproducts.com).